

# MELFRED BORZALL'S EAGLE CLAW

## #1 bit for hard, rocky soil conditions

- Unique balanced cutting design improves cutting efficiency
- Aggressive tri-tooth carbide cutting action gets through the hardest conditions
- Smooth running with minimal vibration to drill stem and drill rig
- Carbide buttons precisely placed to minimize wear on bit body
- Quick and easy change out of carbide cutter teeth
- Easily threads on to a side load or high flow housing
- Steering face has conical shape for quicker reaction to directional "pushes"
- Different tooth styles to accommodate a wide variety of job conditions

## 6-1/2" EAGLE CLAW

**EC-65A1-28M** 6-1/2" cut Eagle Claw  
 Perfect for Vermeer D80x120, D100x120;  
 Ditch Witch JT8020, JT100;  
 Astec DD8, DD10, DD9014, DD140

The Eagle Claw body is machined on state-of-the-art 5-axis, CNC mills, producing a bit with smooth, balanced drilling action; maximum steerability and minimal drag


Replaceable cutters are available in three different configurations, ensuring the right cutter for your specific job conditions

Back-up carbides minimize wear on bit body while pulling back out of the hole

Wrench flats for easy bit removal

Carbide buttons placed to minimize wear on the bit body, extend bit life, and help grind through tough ground

Straight-through knock-out holes make driving out and changing cutter teeth quick and easy



6-1/2" Eagle Claw		
For use with 80,000 to 150,000 lb. rigs, including: Vermeer D80x120, D100x120; Ditch Witch JT8020, JT100; Astec DD8, DD10, DD9014, DD140		
EC-65A1-28M — Use with the following housings: ELH-487 High Flow housing ;3748-HT; 3948-HD		
EC-65A1-26M — Use with the following housings: ELH-425 High Flow housing ;3742-HT; 3942-HD		
Description	Thread Size	Part #
6-1/2" Eagle Claw	3-1/2" API-R Pin	EC-65A1-28M
6-1/2" Eagle Claw	2-7/8" API-R Pin	EC-65A1-26M
6-1/2" Eagle Claw Replacement Cutters		
Description	Part #	
Standard conical carbide cutter	EC65A1-C-01	
Dome carbide cutter	EC65A1-C-02	
Large conical carbide cutter	EC65A1-C-03	


Replacement Cutters for 6-1/2" Eagle Claw



# 5-1/2" EAGLE CLAW

**EC-55A1-26M** 5-1/2" cut Eagle Claw

Perfect for Vermeer D50x100, D60x90, D80x100;  
Ditch Witch JT4020 Mach 1, JT4020 AT, JT7020;  
Astec DD5, DD6



Replacement Cutters for 5-1/2" Eagle Claw


**EC55A1-C-01**



**EC55A1-C-02**



**EC55A1-C-03**



Eagle Claw on the job site after a bore.

5-1/2" Eagle Claw		
For use with 40,000 to 80,000 lb. rigs, including: <i>Vermeer D50x100, D60x90, D80x100; Ditch Witch JT4020 Mach 1, JT4020, JT7020; Astec DD5, DD6</i>		
EC-55A1-26M — Use with the following housings: <i>3742-HT, 3942-HD Side-load housings; ELM-425</i>		
Description	Thread Size	Part #
5-1/2" Eagle Claw	2-7/8" API-R Pin	EC-55A1-26M
5-1/2" Eagle Claw Replacement Cutters		
Description	Part #	
Standard conical carbide cutter	EC55A1-C-01	
Dome carbide cutter	EC55A1-C-02	
Large conical carbide cutter	EC55A1-C-03	



Not only are our tools manufactured to the highest standards, they are made "green" as well.

To place an order or find a dealer **800-833-1252**

Fax 24 hours a day: **805-614-9548**

[www.melfredborzall.com](http://www.melfredborzall.com)

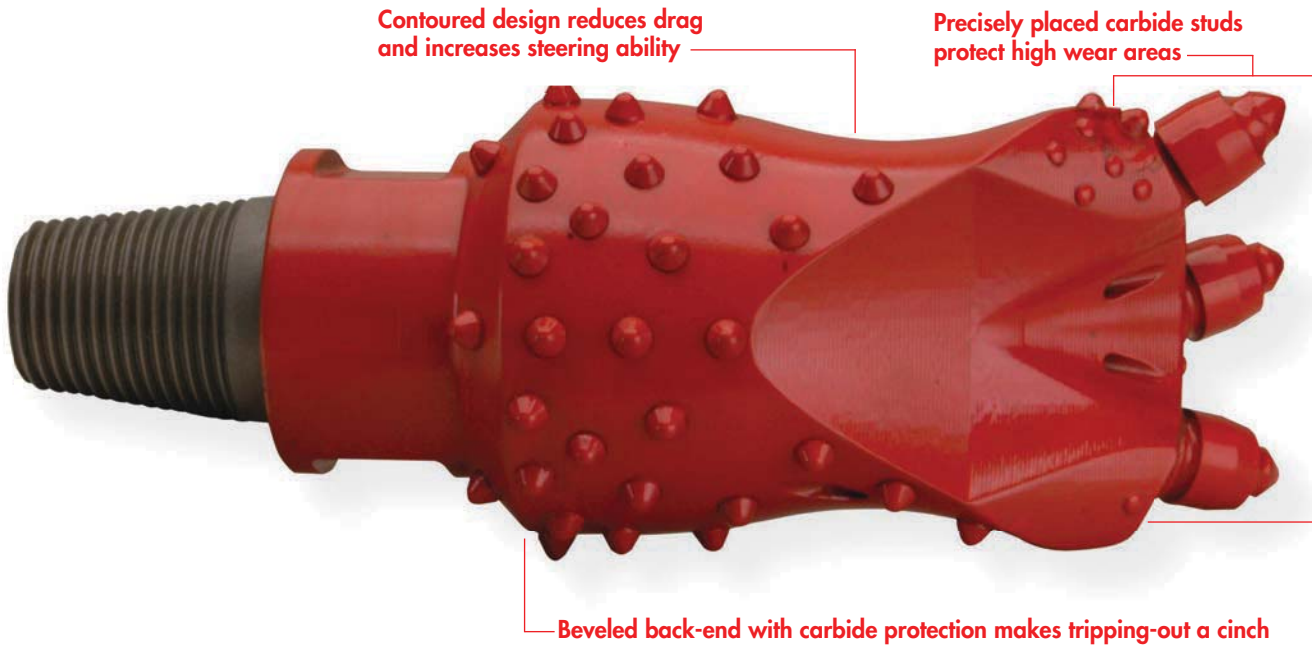




# 5" EAGLE CLAW

EC-50C1-23M 5" cut Eagle Claw

Perfect for Vermeer D24x40, D24x40 Series 2, D33x44, D36x50, D40x40;  
Ditch Witch JT2720, JT2720 Mach1, JT3020 Mach1, JT4020;  
Astec DD1416, DD2024, DD3238, DD4045



### Replacement Cutters for 5" Eagle Claw

EC50A1-C-01



EC50A1-C-02



EC50A1-C-03



EC50A1-C-01-X



Cut-away shows large carbide tooth in the cutter

Carbide studs minimize wear on cutter and bit body

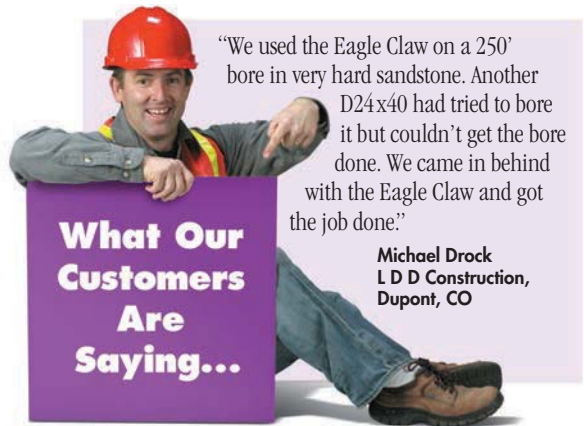
### 5" Eagle Claw

For use with 24,000 to 40,000 lb. rigs, including:  
Vermeer D24x40, D24x40 Series 2, D33x44, D36x50, D40x40;  
Ditch Witch JT2720, JT2720 Mach1, JT3020 Mach1, JT4020;  
Astec DD3238, DD4045  
EC-50A1-26M — Use with the following housings:  
3632-HT, 3932-HD Side-Load housings; D285, D287 High-Flow housings

Description	Thread Size	Part #
5" Eagle Claw	2-3/8" API-R Pin	EC-50C1-23M

### 5" Eagle Claw Replacement Cutters

Description	Part #
Standard conical carbide cutter	EC50A1-C-01
Lead conical cutter with extra carbide studs	EC50A1-C-01-X
Dome carbide cutter	EC50A1-C-02
Large conical carbide cutter	EC50A1-C-03



To place an order or find a dealer **800-833-1252**

Fax 24 hours a day: **805-614-9548**

[www.melfredborzall.com](http://www.melfredborzall.com)

# 4-1/4" EAGLE CLAW

**EC-42A1-23M** 4-1/4" cut Eagle Claw  
 Perfect for Vermeer D16x20a, D18x22, D20x22, D24x26, D24x40;  
 Ditch Witch JT1720, JT2020, JT2720;  
 Astec DD1416, DD2024



4-1/4" Eagle Claw		
For use with 18,000 to 25,000 lb. rigs, including: Vermeer D16x20a, D18x22, D20x22, D24x26, D24x40; Ditch Witch JT1720, JT2020, JT2720; Astec DD1416, DD2024		
EC-42A1-23M — Use with the following housings: 3632-HT; 3932-HD Side-load housings; D285 High-flow housing		
EC-42A1-21M — Use with the following housings: 3627-HT; 3927-HD Side-load housings		
Description	Thread Size	Part #
4-1/4" Eagle Claw	2-3/8" API-R Pin	EC-42A1-23M
4-1/4" Eagle Claw	2" IF Pin	EC-42A1-27M
4-1/4" Eagle Claw Replacement Cutters		
Description	Part #	
Standard conical carbide cutter	EC42A1-C-01	
Dome carbide cutter	EC42A1-C-02	
Large conical carbide cutter	EC42A1-C-03	

Replacement Cutters for 4-1/4" Eagle Claw

EC42A1-C-01



EC42A1-C-02



EC42A1-C-03



Perfect size for Ditch Witch JT2020, Vermeer D20x22, Astec DD2024.

# 3-1/2" EAGLE CLAW

**EC-35A1-21M** 3-1/2" cut Eagle Claw  
 Perfect for Vermeer D7x11a, D7x11 Series 2, D9x13, D10x15a;  
 Ditch Witch JT920, JT920L, JT921, JT922, JT1220;  
 Astec 6010, DD1, DD1215



3-1/2" Eagle Claw		
For use with 7,000 to 15,000 lb. rigs, including: Vermeer D7x11a, D7x11 Series 2, D10x14a, D10x15a, D16x20a; Ditch Witch JT920, JT920L, JT921, JT922, JT1220; Astec 6010, DD1, DD1215		
EC-35A1-21M — Use with the following housings (10,000 lb. rig or smaller): 3625-HT, 3927-HD Side-load housings		
Use with the following housings (10,000 to 20,000 lb. rigs): 3627-HT, 3927-HD Side-load housings		
Description	Thread Size	Part #
3-1/2" Eagle Claw	2" IF Pin	EC-35A1-21M
3-1/2" Eagle Claw Replacement Cutters		
Description	Part #	
Standard conical carbide cutter	EC35-C-01	
Dome carbide cutter	EC35-C-02	

Replacement Cutters for 3-1/2" Eagle Claw

EC35A1-C-01



EC35A1-C-02



"Fast Ship"—Orders for in-stock items placed before 6 p.m. EST ship the same day.

To place an order or find a dealer **800-833-1252**

Fax 24 hours a day: **805-614-9548**

[www.melfredborzall.com](http://www.melfredborzall.com)

